

F E D C B A

RoHS Compliant

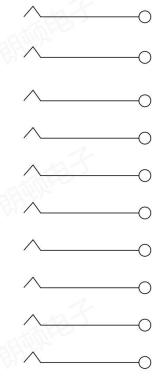
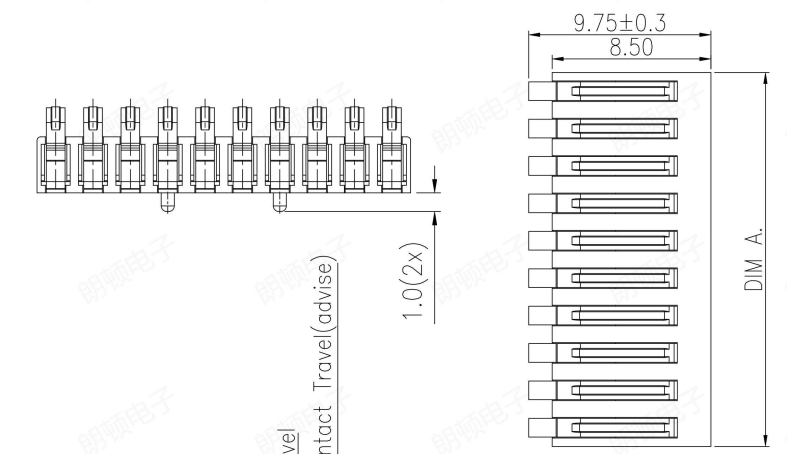
SYMBOL	REVISION	APPROVAL	DATE

SPECIFICATIONS

- ELECTRICAL CHARACTERISTICS:
 - 1-1.RATING: DC 12V 2A
 - 1-2.CONTACT RESISTANCE: 30mΩ MAX(INITAL)
 - 1-3.DIELECTRIC WITHSTANDING VOLTAGE: 500V AC FOR ONE MINUTE
 - 1-4.INSULATION RESISTANCE: 100MΩ MIN,MEASURED BY 500V DC
- FORCE:0.5-1.0mm CONTACT TRAVEL:100±30gf/P.
- LIFE TEST:MECHANICAL LIFE TEST 10,000 CYCLES.

1

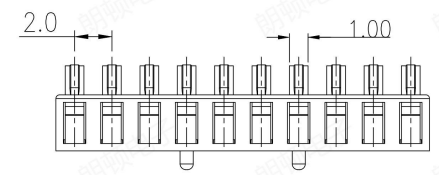
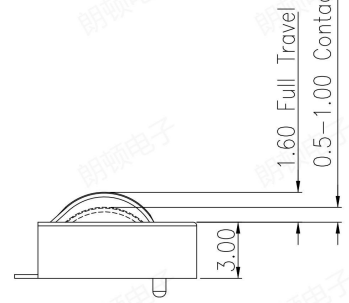
1



SCHEMATIC

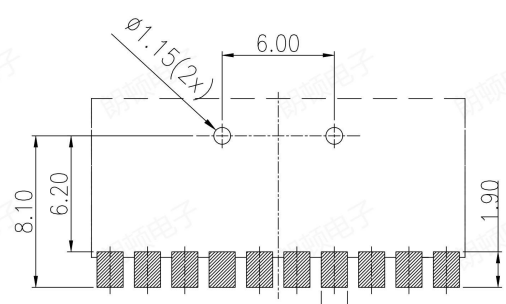
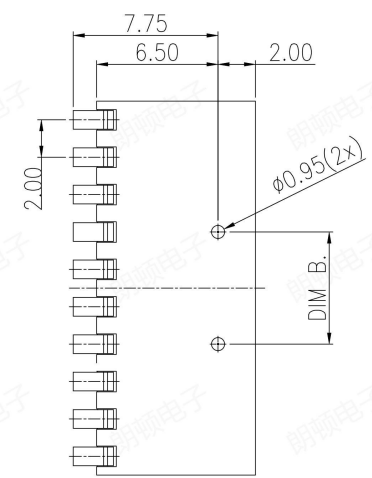
2

2



3

3



RECOMMENDED P.C.B LAYOUT
TOP VIEW (TOLRANCE:±0.05)

LABEL:

PART NO.	Dimension	
	DIM.A	DIM.B
BC-1-218	4.00	3.00
BC-1-338	6.00	3.00
BC-1-429	8.00	6.00
BC-1-513	10.00	6.00
BC-1-615	12.00	6.00
BC-1-705	14.00	6.00
BC-1-804	16.00	6.00
BC-1-902	18.00	6.00
BC-1-1002	20.00	6.00

4

4

No.	DESCRIPTION	MATERIAL	PLATING
1	CONTACT TERMINAL	PHOSPHOR COPPER	Au PLATED
2	HOUSING	LCP	BLACK

东莞市朗顿电子科技有限公司

PART NAME		CONNECTOR				DRAWING	Z.L.Liang	DWG.No.	CL0083					
PART NO.		BC-1-218	338	429	513	615	705	804	902	1002	CHECK	G.C.Chen	REV.	A0
UNIT : mm	TOLERANCE UNLESS OTHERWISE SPECIFIED	X.X ± 0.3		X.XX ± 0.2		ANGLE	APPROVAL	G.C.Chen	DATE	2023-May-25	SCALE	1:1	PAGE	1 OF 1
		X.XXX ± 0.1		0°±3°										

COPYRIGHT RESERVED,PLEASE DO NOT COPY.

F E D C B A