

F

E

D

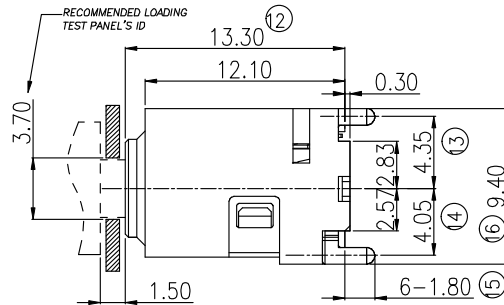
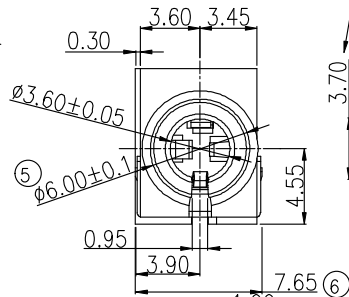
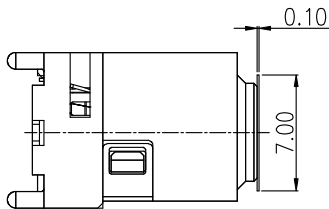
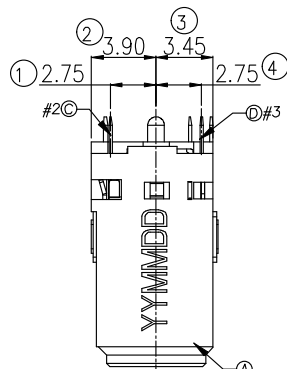
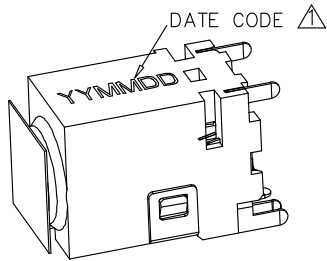
C

B

A

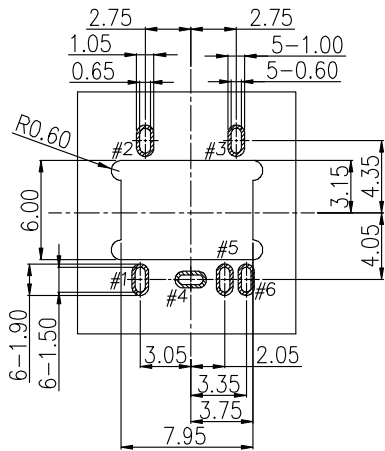
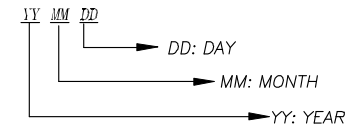
RoHS Compliant
Halogen Free

SYMBOL	REV.	REVISION	APPROVAL	DATE
▲				
▲				

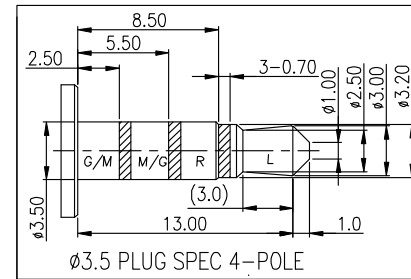
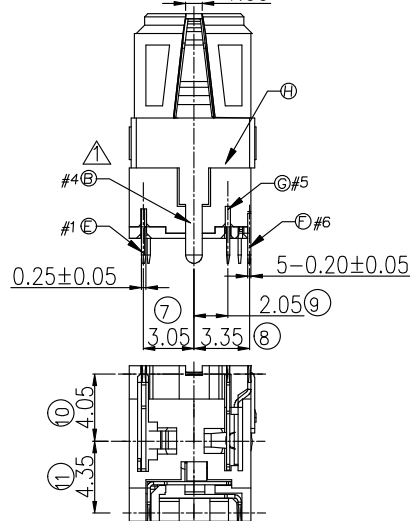


NOTES:

- MATERIAL: SEE "TABLE 1" ;
- FINISH: SEE "TABLE 1" ;
- ELECTRICAL:
 - VOLTAGE RATING: 12 VAC RMS ;
 - CURRENT RATING: 1 AMP ;
 - CONTACT RESISTANCE: 50mΩ Max.(Initial) , 100mΩ Max.(After Life test) ;
 - INSULATION RESISTANCE: 100 MΩ Min., 500VDC.(Initial), 50 MΩ Min., 500VDC.(After Humidity test) ;
 - WITHSTAND VOLTAGE: 500 VAC RMS 50(60)Hz, 1 minute ;
- INITIAL:
 - INSERTION FORCE: 0.5~3.0Kgf;
 - WITHDRAWAL FORCE: 0.5~3.0Kgf;
 - OPERATING LIFE: 5000 CYCLES MIN. ;
- PRINTED DATE CODE "YYMMDD" OF CONNECTOR



RECOMMENDED P.C.B LAYOUT
TOP VIEW (TOLRANCE:±0.05)



Ø3.5 PLUG SPEC 4-POLE

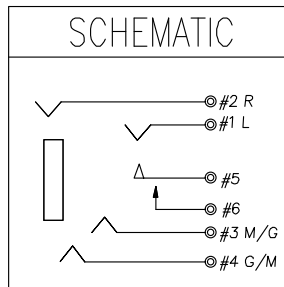


TABLE 1:

NO.	PART NAME	QTY	MATERIAL	DESCRIPTION
J	MYLAR	1	T=0.10 KAPTON	BLACK
H	Separator	1	PPA	Black,UL 94V-0
G	Transfer terminal	1	C5210 0.2T	Gold Flash on contact area, Gold Flash solder area, ALL Over 50u" Nickel
F	Make terminal	1	C5210 0.2T	Gold Flash on contact area, Gold Flash solder area, ALL Over 50u" Nickel
E	lip-Spring	1	SUS301-1/2H 0.25T	G/F Or Au 30u" on contact area, Gold Flash solder area, ALL Over 50u" Nickel
D	Ring B	1	C5210 0.2T	Gold Flash on contact area, Gold Flash solder area, ALL Over 50u" Nickel
C	Ring A	1	C5210 0.2T	Gold Flash on contact area, Gold Flash solder area, ALL Over 50u" Nickel
B	Earth-Spring	1	C5210 0.2T	Gold Flash on contact area, Gold Flash solder area, ALL Over 50u" Nickel
A	Body	1	PPA	Black,UL 94V-0

PART NO:	PLATED
PJ-402	G/F Au ON CONTACT AREA

东莞市朗顿电子科技有限公司

PART NAME	Ø3.5 PHONE JACK	DRAWING		DWG.No.	/
PART NO.	PJ-402	CHECK		REV.	A2
UNIT :	TOLERANCE UNLESS OTHERWISE SPECIFIED	X.XX ±0.15 X.XXX ±0.10 X.XXXX ±0.05	ANGLE	APPROVAL	DATE 2017.12.14
mm			±2°	SCALE	PAGE 1 OF 1

COPYRIGHT RESERVED,PLEASE DO NOT COPY.

F

E

D

C

B

A