

REV.	DESCRIPTION	DRAW.	DATE.

No:of pins	Dimension			
	DIM.A	DIM.B	DIM.C	DIM.E
02	5.00	9.00	11.95	2.1/3.0
03	7.50	11.50	14.45	2.1/3.0
04	10.00	14.00	16.95	2.1/3.0
05	12.50	16.50	19.45	2.1/3.0
06	15.00	19.00	21.95	2.1/3.0
07	17.50	21.50	24.45	2.1/3.0
08	20.00	24.00	26.95	2.1/3.0
09	22.50	26.50	29.45	2.1/3.0
10	25.00	29.00	31.95	2.1/3.0

Material

Insulator:Nylon 9T(UL94V-0)

Contact:phosphor Bronze

Contact Plated:Gold over Nickel or Tin

Specification

Current rating:7A

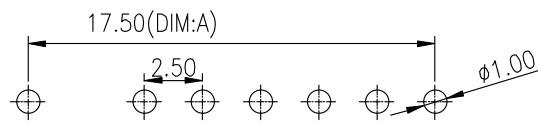
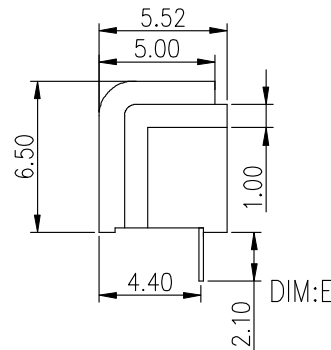
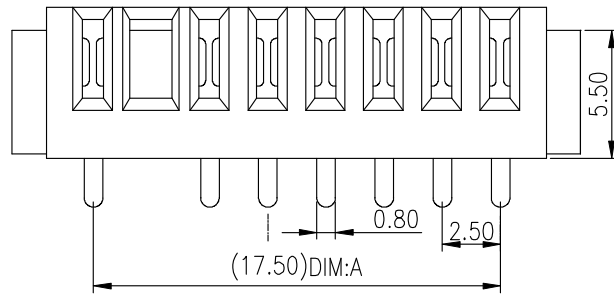
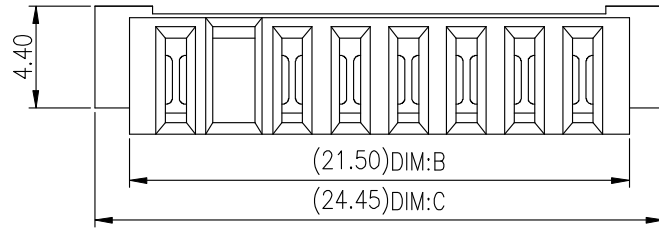
instant CURRENT:10A

Contact Resistance:30mΩ

Insulation Resistance:100MΩ

Dielectric Voltage:500V

Operdting Temperature:-40°~105°



Recommended P.C.B Layout

Layout Tolerance=+/-0.05mm

东莞市朗顿电子科技有限公司

UNLESS OTHERWISE SPECIFIED,TOLERANCE:

X.	±0.50
X.x	±0.30
X.xx	±0.20
ANGULAR	±2°

DESIGN	Y.Q.H	DATE	2014.08.26	TITLE: Battery 180° 2.5mm Pitches Female Connector	
APPROVED		DATE		SCALE: 1:1	UNIT: mm
PART NO	LD-B02F-A-S1-S2	REV: 01		SHEET: 1/1	
DRAWING NO	LD-B02F-A-S1-S2	SIZE: A4			