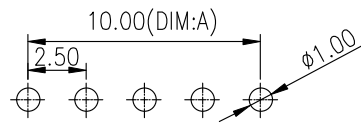
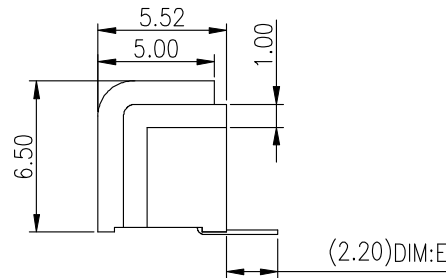
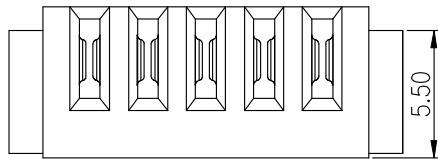
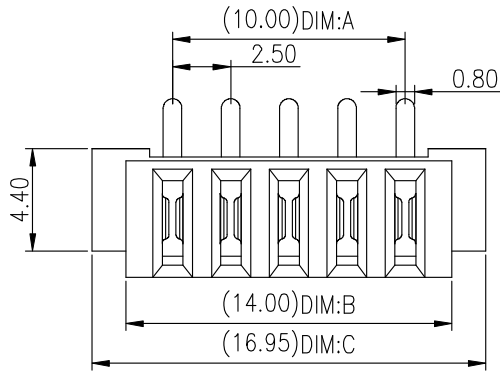


| REV. | DESCRIPTION | DRAW. | DATE. |
|------|-------------|-------|-------|
| | | | |
| | | | |

| No:of pins | Dimension | | | |
|------------|-----------|-------|-------|-------|
| | DIM.A | DIM.B | DIM.C | DIM.E |
| 02 | 2.50 | 6.50 | 9.45 | 2.20 |
| 03 | 5.00 | 9.00 | 11.95 | 2.20 |
| 04 | 7.50 | 11.50 | 14.45 | 2.20 |
| 05 | 10.00 | 14.00 | 16.95 | 2.20 |
| 06 | 12.50 | 16.50 | 19.45 | 2.20 |
| 07 | 15.00 | 19.00 | 21.96 | 2.20 |
| 08 | 17.50 | 21.50 | 24.45 | 2.20 |
| 09 | 20.00 | 24.00 | 26.95 | 2.20 |
| 10 | 22.50 | 26.50 | 29.45 | 2.20 |
| 11 | 25.00 | 29.00 | 31.95 | 2.20 |
| 12 | 27.50 | 31.50 | 34.45 | 2.20 |
| 13 | 30.00 | 34.00 | 36.95 | 2.20 |
| 14 | 32.50 | 36.50 | 39.45 | 2.20 |
| 15 | 35.00 | 39.00 | 41.95 | 2.20 |
| 16 | 37.50 | 41.50 | 44.45 | 2.20 |



Recommended P.C.B Layout

Layout Tolerance = ± 0.05 mm

Material

Insulator: Nylon 9T(UL94V-0)

Contact: phosphor Bronze

Contact Plated: Gold over Nickel or Tin

Specification

Current rating: 7A

instant CURRENT: 10A

Contact Resistance: 30M Ω

Insulation Resistance: 100M Ω

Dielectric Voltage: 500V

Operating Temperature: $-40^{\circ} \sim 105^{\circ}$

东莞市朗顿电子科技有限公司

| | | | | | | |
|---|------------|--------------|----------|------------|---|----------|
| UNLESS OTHERWISE SPECIFIED, TOLERANCE: X. ± 0.20 X.x ± 0.15 X.xx ± 0.10 ANGULAR $\pm 2^{\circ}$ | DESIGN | F.H.T | DATE | 2016.04.08 | TITLE: Battery 90° 2.5mm Pitches Female Connector | |
| | APPROVED | | DATE | | SCALE: 1:1 | UNIT: mm |
| | PART NO | LD-B01F-A-L1 | REV: 01 | | SHEET: 1/1 | |
| | DRAWING NO | LD-B01F-A-L1 | SIZE: A4 | | | |